

13. Picton Botanical Gardens

The Picton Botanical Gardens is a beautiful open space and recreational resource for the people of Picton and the wider Wollondilly community. Featuring a children's playground, popular bike track, exercise equipment, sheltered picnic tables, free BBQs and sportsgrounds, the space is popular with locals and visitors alike.

The gardens provide a fantastic backdrop for a variety of community, sporting and Council events all through the year, including Australia Day celebrations, festivals, markets, long table dinners, Park Run, weddings and birthday parties.

Open: 24 hours, 7 days a week.

Address: 13 Regreme Street, Picton, NSW
Phone: (02) 4677 1100

www.visitwollondilly.com.au

14. Shoalhaven Heads Native Botanic Garden

Located on the NSW South Coast, this community project was developed to display the wide range of Australian native plants suitable for the Shoalhaven area. Since its inception in 2009, over 300 plant species have been established. As the garden rapidly grew, our focus transitioned towards rare and endangered species due to the confines of our 1 ha site. We aim to expand by linking the garden to a botanic walk along the Shoalhaven River, where remnant endemic natives grow.

Our aims are:

- To grow and display a wide range of native plants to demonstrate what can be grown in our area and might be attractive for house gardens.
- To be a place where people learn about Australia's wonderful native flora, with extensive interpretation providing a springboard for inquiring minds.
- To be a welcoming place of enjoyment and relaxation for our local community and visitors from broader afield.

Open: During daylight hours 7 days a week.

Address: 9 Celia Parade, Shoalhaven Heads NSW
Phone: 0429 012 796

www.shnbotanicgarden.org

15. Tamworth Regional Botanic Garden

The gardens were established in 1995, covering over 28 ha within Victoria and Oxley Parks. The gardens are a mixture of display gardens and natural bushland which aims to conserve the region's flora.

There's a lot to see while you are there, including a lookout, the bush chapel, native gardens surrounding the ponds, a succulent collection and New Zealand and Asian themed gardens.

The gardens also include an Aboriginal artefact site with scar trees. There are accessible walking tracks, picnic areas, and toilets.

Open: Daily 8am - 5pm

Address: Piper St, East Tamworth NSW
Phone: 02 6767 5555

www.tamworth.nsw.gov.au

16. The Australian Botanic Garden Mount Annan

The Australian Botanic Garden Mount Annan is Australia's largest botanic garden covering 416 ha on Dharawal Country in southwest Sydney.


The garden specialises in showcasing and protecting native Australian plants through 30 ha of stunning horticultural displays and cutting-edge conservation research. A team of dedicated horticulturalists curate the living collection of 182,820 plants across 3390 species. They also manage the open spaces, grasslands and conserve critically endangered woodlands. There are picnic facilities, a visitor centre, a restaurant, over 20 km of walking tracks, and 14 km of cycling tracks for visitors to enjoy.

The garden is home to award-winning landscapes and buildings, including the Australian PlantBank, National Herbarium of NSW, and Bowden Centre. The scientific facilities underpin the Australian Institute of Botanical Science's vital scientific research - essential for informing decisions about the conservation of our natural environment and providing an insurance policy against the extinction of native plants.

Open: Autumn, winter and spring: 8am to 5pm
and in summer: 8am to 7pm.

Address: 362 Narellan Road, Mount Annan, NSW
Phone: 02 4634 7935

www.australianbotanicgarden.com.au



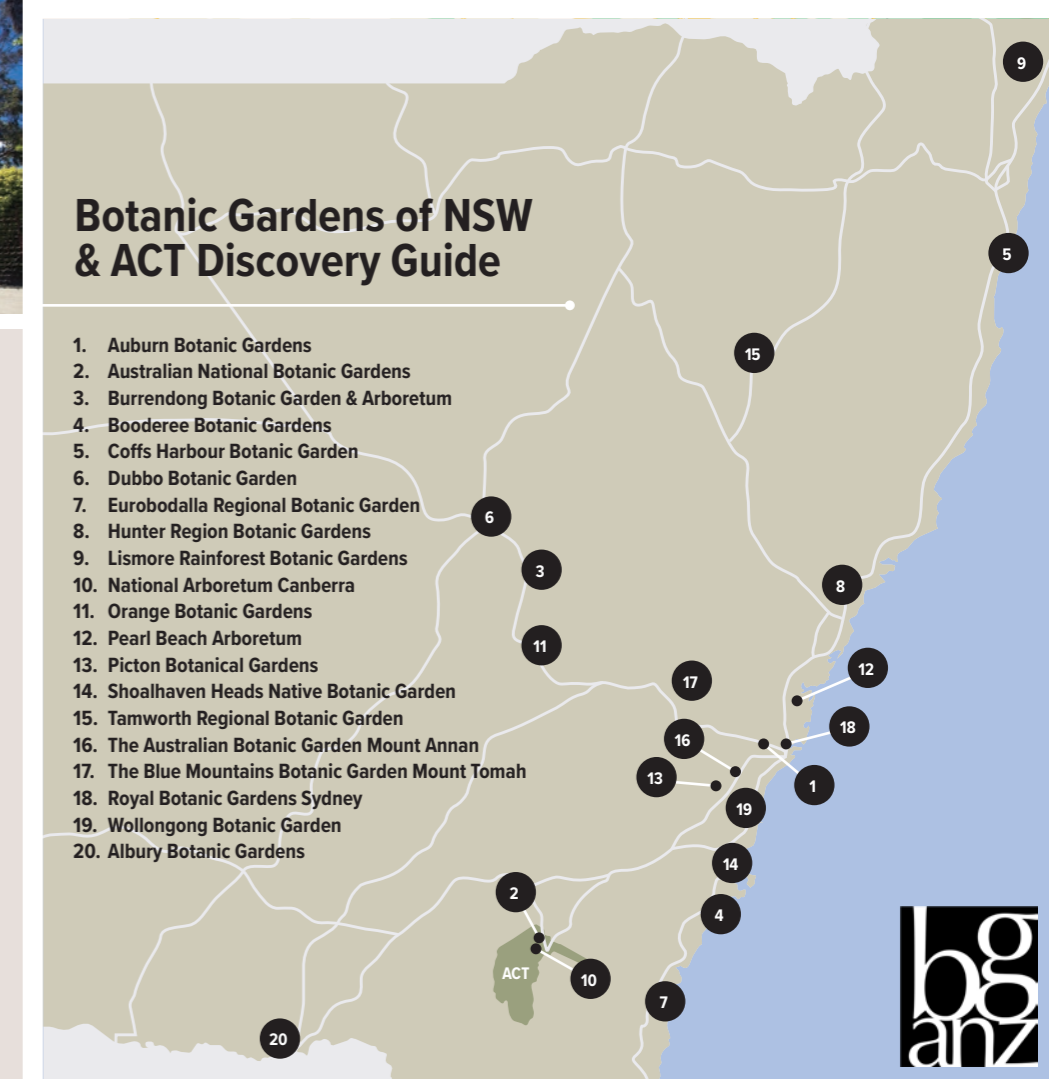
BOTANIC GARDENS OF NSW & ACT DISCOVERY GUIDE



bganz.org.au

Botanic Gardens of NSW & ACT Discovery Guide

1. Auburn Botanic Gardens
2. Australian National Botanic Gardens
3. Burrendong Botanic Garden & Arboretum
4. Booderee Botanic Gardens
5. Coffs Harbour Botanic Garden
6. Dubbo Botanic Garden
7. Eurobodalla Regional Botanic Garden
8. Hunter Region Botanic Gardens
9. Lismore Rainforest Botanic Gardens
10. National Arboretum Canberra
11. Orange Botanic Gardens
12. Pearl Beach Arboretum
13. Picton Botanical Gardens
14. Shoalhaven Heads Native Botanic Garden
15. Tamworth Regional Botanic Garden
16. The Australian Botanic Garden Mount Annan
17. The Blue Mountains Botanic Garden Mount Tomah
18. Royal Botanic Gardens Sydney
19. Wollongong Botanic Garden
20. Albury Botanic Gardens



17. Blue Mountains Botanic Gardens Mount Tomah

Crowning the peak of Mount Tomah at an elevation of 1000 m and situated within the UNESCO World Heritage Area, the Blue Mountain Botanic Garden Mount Tomah is the highest botanic garden in Australia. Spanning 28 ha, the garden boasts a range of cool-climate vegetation, both native and exotic, that showcases the changing seasons with stunning spring blooms and vibrant autumn foliage. With over 244 ha of untouched wilderness to explore, visitors are encouraged to venture into the cool-climate rainforests and discover why the indigenous word for Tree Fern is Tomah.

Since opening to the public in 1987, the garden has been a popular destination for boutique seasonal events, weddings, and guided tours. The garden's restaurant offers fresh, locally sourced produce, while visitors can enjoy breathtaking views, crisp mountain air, and a diverse range of bird species.

Open: Daily 9am - 5pm

Visitor Centre: Open daily between 9:30am - 5pm

Address: Bells Line of Road, Mount Tomah NSW
Phone: (02) 4567 3000

www.botanicgardens.org.au/blue-mountains-botanic-garden-mount-tomah/

18. Royal Botanic Gardens Sydney

For over 200 years, the Royal Botanic Gardens Sydney has been the centre of horticulture, botanical conservation and research excellence and has advanced our understanding of plant life in NSW and Australia. Situated within the gardens is the PlantClinic, contributing understanding of plant diseases, and the Daniel Solander Library, where you can explore Australia's rich written botanical history.

Set on 30 ha within Gadigal Country along the shores of Sydney Harbour, the garden features horticultural collections from around the world, with 66,000 plants across 4,800 species. It is Australia's longest continuously operating scientific institution and one of the nation's premier tourist attractions.

Surrounding the botanic gardens is The Domain, of significant natural and cultural heritage value offering 34 ha of urban parkland in Sydney's CBD and home to many popular events. It also provides significant tree plantings, sports fields and open space for the people of Sydney.

Open: Daily from 7am. Closing times vary depending on the time of year between 4.30pm and 8pm.

Address: Mrs Macquaries Road, Sydney NSW
Phone: (02) 9231 8111

www.rbgnsyd.nsw.gov.au

19. Wollongong Botanic Garden

Wollongong Botanic Garden is a spectacular 27 ha botanic garden on Dharawal Country, featuring an impressive collection of plants from Australia and around the world, including one of Australia's largest botanic garden rainforest collections.

A range of wildlife including native bees, possums, kookaburras and water dragons call this place home. From its highest point at the Gleniffer Brae Manor House you can enjoy views across Wollongong, to the ocean and up to Mount Keira.

Our site facilities include: toilets, playground, bubblers, duck pond, insect hotels, Kawasaki Bridge and Teahouse, outdoor libraries, award-winning sculptures.

Open: Daylight saving hours: 7am to 6pm weekdays; 7am to 6.45pm weekends and public holidays. Non-daylight saving hours: 7am to 5pm daily. Visitor Centre/Café trading hours: 7am to 2pm daily.

Address: 40 Murphys Aveune, Keiraville NSW
Phone: 02 4227 7667

www.wollongongbotanicgarden.com.au

20. Albury Botanic Gardens

The Albury Botanic Gardens was officially formed in 1877 and occupies a 4 ha square site in the Albury CBD. The site is bounded by Wodonga Place in the east, Dean Street to the north, Thurgoona Street to the west and Smollett Street to the south. The gardens have over 1000 species, representing some 450 genera and 95 plant families, in particular, the rainforest collection is extensive for a garden in such a southerly latitude. A new Masterplan for the site was developed in 2022 and provides a long-term vision (20 years) for the space.

The botanic gardens are a much-loved place for the residents of Albury and sit as a place of respite, recreation and learning in the middle of the city, consisting of a graceful path network and beautiful specimen trees. The gardens are justly considered 'the jewel in the crown' of Albury.

Open: 6.30 am to sunset every day of the year.

Address: Dean Street and, Wodonga Pl, Albury NSW
Phone: (02) 6023 8111

<https://www.alburycity.nsw.gov.au/leisure/parks-and-public-spaces/botanic-gardens>

1. Auburn Botanic Gardens

Home of the Sydney Cherry Blossom Festival, New South Wales's largest flower festival.

Auburn Botanic Gardens is located across 9.2 ha of lush parkland, where visitors can come to enjoy the beautiful surroundings and relax. Opened in 1977, the gardens has become a popular attraction for local residents and visitors to the area.

The gardens include: Japanese Garden, Native Garden, Scented Garden, Rose Garden, Seasonal Garden and Camellia Walk and Auburn Fauna Reserve.

In recent times Auburn Botanic Gardens has become known for the Sydney Cherry Blossom Festival, which attracts visitors from all over Australia and abroad. The Cherry Blossom Festival is run at the end of August each year. Please contact the gardens for the exact dates.

Open: 9:00am - 5pm daily

Address: Chiswick Rd, Auburn NSW
Phone: 02 8757 9000

www.cumberland.nsw.gov.au

2. Australian National Botanic Gardens

The Australian National Botanic Gardens, on the lower slopes of Black Mountain in Canberra, contains the world's most comprehensive display of living Australian native plants. The diverse living collection provides an inspirational place for learning, quiet contemplation, and passive recreation.

The heritage-listed gardens display plants from across Australia in the themes of Australian landscapes (e.g. the Red Centre Garden, Sydney Region Garden and Rainforest Gully) and iconic taxa (e.g. Banksia Garden). Most plants on display have been propagated in the gardens' nursery from seed and cuttings collected from wild plants across Australia. This includes many species that are unique to cultivation and over 300 threatened species protected under national legislation.

Adjacent to the gardens, the Bushland Precinct retains the original vegetation of Black Mountain. Enjoy panoramic views of Lake Burley Griffin and Parliament House along the Bushland Nature Walk.

Open: 8.30am – 5pm daily (closed Christmas Day)

Address: Clunes Ross Street, Acton ACT
Phone: (02) 6250 9588

www.parksaustralia.gov.au/botanic-gardens/

3. Burrendong Botanic Garden & Arboretum

Burrendong Botanic Garden & Arboretum (BBGA) covers 164 ha of former grazing and cropping country on the foreshores of Lake Burrendong near Wellington in central west NSW. BBGA has become an important regional botanic garden devoted entirely to cultivating native plants from many parts of Australia.

There are collections of major genera; numerous threatened, rare and endangered species; display beds showcasing spectacular, rare and difficult-to-grow plants; and many special areas such as 'Fern Gully' (a rainforest area), the Prostanthera (mint bush) collection, and a Western Australian mallee collection. The Arboretum hosts a large number of Western Australian plants, which thrive in the conditions.

What makes the BBGA special is the breadth of its collection, the number of threatened species in that collection, the potential it offers for scientific and educational purposes, and its appeal to the general public, including interstate and overseas visitors.

Open: Sunrise to sunset

Address: 95 Tara Road, Mumbil NSW
Phone: (02) 6846 7454

www.burrendongarboretum.org

4. Booderee Botanic Gardens

Located within Booderee National Park you'll find the only Aboriginal-owned botanic gardens in Australia.

Covering over 80 ha in a unique setting of cultivated areas surrounded by natural bushland, Booderee Botanic Gardens display over 1000 species of native plants from the NSW South Coast. Displays include plants the local Koori people have a long association with and various plant ecologies including heath, woodland, rainforest, and forest.

With several beautiful walking trails through the botanic gardens and a large natural lake, it's an excellent place to watch birds or enjoy the peaceful lawns for a picnic.

Admission to the gardens is included in the entry fee for Booderee National Park. A park pass can be pre-purchased online for quick and easy entry. Please visit respectfully.

Open: 8am daily including public holidays.
Closing times vary depending on the time of year between 4pm and 6pm.

Address: Cave Rd, Jervis Bay NSW
Phone: 0429 008 017

www.booderee.gov.au

5. Coffs Harbour Botanic Garden (North Coast Regional Botanic Garden)

Surrounded on three sides by the tidal waterway of Coffs Creek, the North Coast Regional Botanic Garden is the vibrant green heart of Coffs Harbour City.

Set on 20 ha with natural forests, the garden has five different types of rainforests, a glasshouse, themed gardens displaying plants from subtropical regions of the world, and rare and endangered plants from the north coast of NSW and beyond.

The themed discovery walks include a nature trail, sensory gardens, and an indigenous plant-use trail called the Garlambirila walk. Brochures are available from the Information Centre and Shop at the entrance for self-guided walks.

There are picnic areas, pavilions and seats along the paths and a lake surrounded by a Japanese Garden. The garden offers smooth level paths and boardwalks and assistance for visitors with reduced mobility (free wheelchairs and an electric buggy are for hire with a volunteer driver), plus easy-to-access toilets.

Open: Daily 9am to 5pm

Address: Corner of Hardacre and Coff Streets, Coffs Harbour NSW
Phone: (02) 6648 4188

www.coffsbotanicgarden.com.au


6. Dubbo Botanic Garden

Dubbo Regional Botanic Garden (DRBG), located in east Dubbo, provides visitors with a chance to enliven their senses and explore five distinctive garden spaces. Shoyoen, or "strolling and refreshing" garden, is an authentic Japanese Garden featuring stunning architecture and horticulture. The Biodiversity Garden showcases local native plant communities from the Brigalow Belt South Bioregion. The Sensory Garden is an invigorating experience engaging sight, smell, sound, touch and taste. Oasis Valley exhibits dry rainforest species demonstrating how our local bushland evolved from the cool forests of Gondwanaland. Our newest addition, Wiradjuri Garden, offers an opportunity to immerse your senses in Wiradjuri culture. This culturally significant and accessible meeting space for the community features large expanses of open grass in which the three rivers of the Wiradjuri Nation flows as accessible paths. Native gardens with endemic vegetation and a 50 m rainbow serpent alive with a variety of plants add to the serenity of the space.

The DRBG has an extensive adventure playground to encourage the kids to go wild on the 40 play elements. The Adventure Playground has BBQs and amenities to encourage people to stay and enjoy the gardens.

Open: Dubbo Regional Botanic Garden: 7am - 5pm

Address: Coronation Dr, Dubbo NSW



7. Eurobodalla Regional Botanic Garden

Nestled in Mogo State Forest, 5 km South of Batemans Bay, the Eurobodalla Regional Botanic Garden displays the fascinating flora of the beautiful NSW South Coast from the Shoalhaven River at Nowra down to the Victorian border.

The 42 ha site has almost 10 km of walking trails that meander through the arboretum, themed gardens, natural forest and a creative children's playspace.

The garden is a haven for local wildlife and features the Aboriginal Heritage Trail, a walk that focusses on the importance of plants to the local Yuin people.

Make use of the free BBQs, bring a picnic or dine in the popular Mossy on Gardens Café. The Visitor Centre boasts a plant and gift shop including a range of regional art, local produce and unique gift lines. Take a map or join one of the free guided walks the first Sunday of every month.

Open: Wed to Sun, 9am to 4pm, public holidays and every day during the NSW school holidays (closed Christmas Day, Boxing Day and Good Friday).

Address: Deep Creek Dam Rd, Batemans Bay NSW
Phone: 02 4471 2544

www.erbg.org.au

8. Hunter Region Botanic Gardens

Situated on the Pacific Highway at Heatherbrae near Newcastle NSW, the gardens is a convenient stop off place from a busy highway and is sited in a delightful forest setting of 133 ha.

The natural setting is complemented by a series of theme gardens in which an extensive range of Australian and exotic plants are displayed. Features include collections of Hunter Valley plants, a Grevillea Garden, Fernery, Tropical Orchid House, Succulent Garden, and a garden reflecting the plants the indigenous inhabitants used. Amenities include a café, gift shop and BBQ and picnic facilities. There is also an herbarium with an extensive collection of local plant specimens. The garden has been open to the public since 1986 and are managed entirely by volunteers.

Open: Daily 9.00am to 4.00pm, café closes 3.00pm

Address: 2100 Pacific Highway, Heatherbrae NSW
Phone: 02 4987 1655

www.huntergardens.org.au

9. Lismore Rainforest Botanic Gardens

Located on Widgee Country, these botanic gardens are a small volunteer-run natural gardens with native ground covers as living mulch, regenerated dry rainforest and some specialty gardens. The first planting began in 2002 and the plants are all endemic to the area within 200 km of Lismore. These are not manicured gardens, but a beautiful rainforest landscape.

Plants are well labelled and informative signs indicate indigenous and settler plant use. Popular walks are the Useful Plants Garden, the Wilson Park Species Garden and the Hoop Pine Forest, with its labyrinth and quiet places to sit and relax.

The Eucalypt Forest with its Cool Cubby, the Rainforest Walk, Discovery Trail, Sensory Garden, Palm Gully and Encounters 2020 gardens are perfect for families. It's a great way to experience a rainforest, just 3 km from the Lismore CBD.

Open: Weekdays 7.30am to 3.30pm, weekends 9am to 4pm. Visitor Centre open Wednesdays 8am - 11am

Address: 313 Wyrallah Road, Monaltrie NSW
Phone: 0450 596 705

www.friendslrbg.com.au

10. National Arboretum Canberra

Located only 6 km from the city, the National Arboretum Canberra is a mosaic of living forests surrounding an entertainment and events hub offering breathtaking views and unique experiences.

With over 44,000 trees, the Arboretum is one of the world's largest living collections of rare, endangered and significant trees. It is also home to the popular National Bonsai and Penjing Collection of Australia.

The Arboretum is a place of conservation, education, award-winning architecture, iconic public art sculptures and a network of multi-use trails.

Highlights include the Village Centre with café, restaurant and gift shop, POD playground and Bonsai Collection. Enjoy a guided walk or Ngala discovery tour.

Open: Grounds and Playground open daily 7am-5.30pm (daylight saving hours:). 6am-8.30pm (non-daylight saving hours:). Village Centre and Bonsai Collection open daily 9am-4pm

Address: Forest Drive (off Tuggeranong Parkway) Molonglo Valley ACT
Phone: 0450 596 705

www.nationalarboretum.act.gov.au

11. Orange Botanic Gardens

Located in Central West NSW, Orange Botanic Gardens is a naturally undulating 17 ha site that features impressive native and exotic plant collections.

Opened in 1988 for the Australian Bicentenary, the gardens' initial plantings ranged from native and exotic trees to newly developed displays. The botanic gardens has a significant collection of outdoor sculptures, including works by some of Australia's best-known sculptors, including Bert Flugelman and Orest Keywan.

The Orange Botanic Gardens is an ideal place to relax and enjoy the wonderful scenery and district views. As well as being an ideal location for bird watching, the gardens offer the opportunity for a family picnic and a relaxing stroll. These gardens exhibit the magnificent splendour of the four seasons of Orange.

Open: Daily from 7.30am till dusk.

Address: 300 Hill St, Orange NSW
Phone: (02) 6393 8000

www.orange.nsw.gov.au

12. Pearl Beach Arboretum

The Crommelin Native Arboretum is an award-winning, not-for-profit organisation which aims to promote and encourage nature conservation at Pearl Beach and elsewhere. The Arboretum, established since 1976, is a natural botanic garden open to the public for free.

It is a sanctuary for native plants and animals (including some rare and threatened species), spanning 5.5 ha. We are located at the western end of Crystal Avenue or Opal Close in Pearl Beach, on the Central Coast.

The Arboretum site offers a gentle 20 minute bushwalk on established pathways, interpretation signs and parking for a small number of cars. You can extend your walk through to the adjacent Brisbane Water National Park and on to Patonga (one hour). There are regular community events including the yearly "Opera in the Arboretum" and PBEAT (an Ephemeral Art Trail).

Open: Daylight hours

Address: 69-71 Crystal Avenue Pearl Beach NSW
Phone: 0427 502 042

www.pearlbeacharboretum.org.au